

BULBECK FOUNDRY

ENGLISH LEADWORK



BULBECK FOUNDRY

Unit 9
Reach Road Industrial Estate
Burwell
Cambridgeshire
CB25 0GH
United Kingdom

email: info@bulbeckfoundry.co.uk
telephone: 01638 743153

www.bulbeckfoundry.co.uk

CONTENTS

1-7	FOUNTAINS
8-27	PLANTERS
28-43	STATUES AND ORNAMENTS
44-47	URNS
48-49	CISTERNS
50	BIRDBATHS
51	INDUSTRIAL
52-53	RESTORATION
54-56	COMMISSIONS

Our leadwork can be found in the gardens of Sandringham, Balmoral, Clarence House, Hampton Court Palace, Chatsworth, Dumfries House, houses belonging to the National Trust and numerous other great houses as well as Ralph Lauren's flagship store in Milan and Christian Dior's shop in New Bond Street, London. We have provided leadwork to colleges in Oxford and Cambridge, the Honourable Societies of Gray's Inn, the Inner Temple and Lincoln's Inn, the Charterhouse, Kilmainham Hospital in Dublin and Botanical Gardens in England and the United States as well as various local authorities and the Corporation of London (now called City of London). We export all over the world.





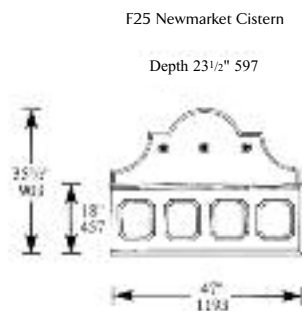
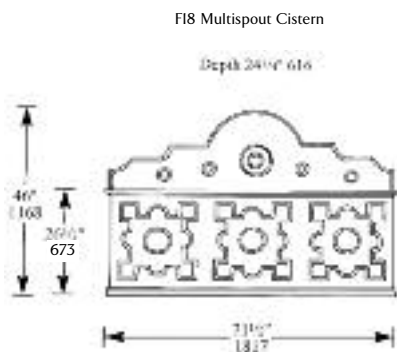
F18 Multispout Cistern



Giant Multispout with 9'x3' tank



F25 Newmarket Cistern



A variation using Fordham Planter panels for the tank. Ribbed Planter panels (see page 12) can also be used.



F15 Lion Cistern



F13 Wall Fountain



F17 Lion Wall Fountain



Lion Cistern using 30" Ribbed Planter panels for the tank (see pages 12 and 13)



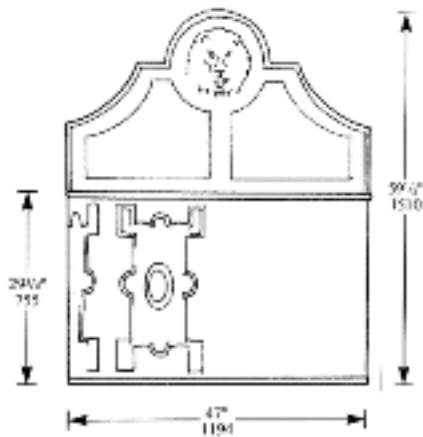
Lion Cistern using 28" Swaffham Planter panels for the tank (see pages 18 and 19)



F23 Small Lion Cistern using three Cistern panels for the tank rather than four

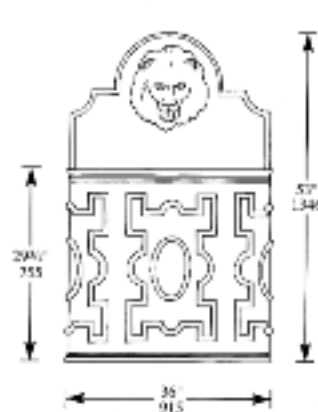
F15 Lion Cistern

Depth 23" 584



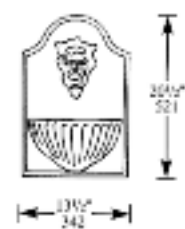
F23 Small Lion Cistern

Depth 17" 430



F13 and F17 the Wall Fountains

Depth 7 1/2" 191



SELF-CIRCULATING FOUNTAINS
 All of the fountains on these two pages are self contained units complete with pumps.



F14 Bulrush Boy Cistern



F24 Large Bulrush Boy Cistern



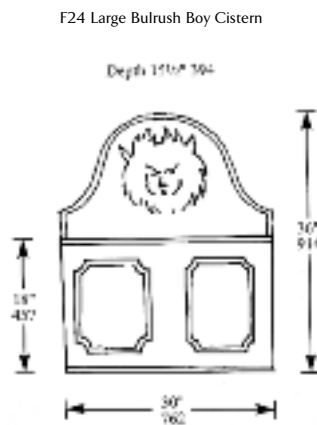
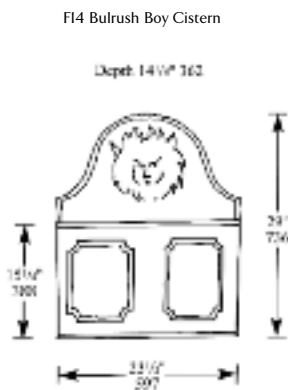
F19 and F20, 6" and 8" Spouts



F21 and F22, 6" Spout on Disc (diameter 9", 228mm) and 8" Spout on Disc (diameter 10 3/4", 273mm)

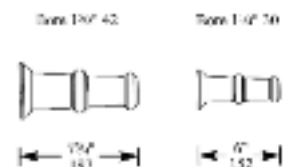


F21 6" Spout on Disc



Method for fixing Spouts using 1/4" or 1/2" BSP stainless steel threaded tube.

F19 and F20, the Spouts





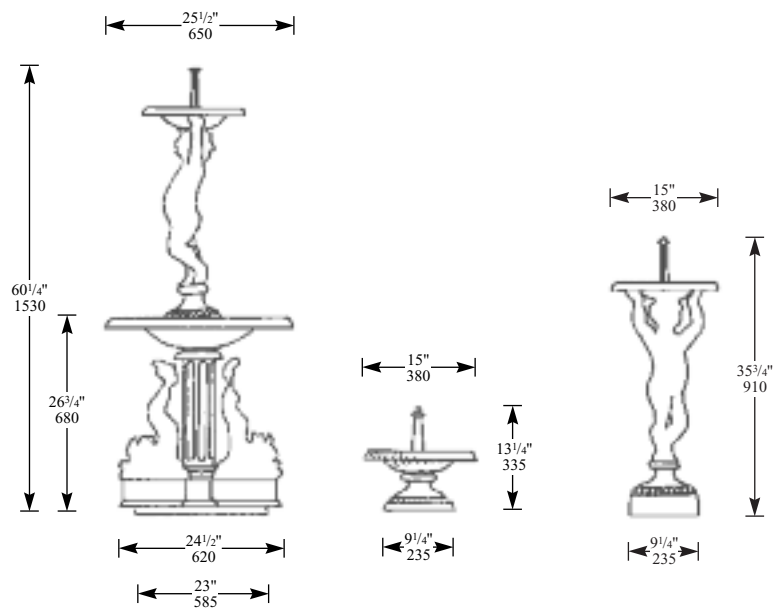
F2 Florentine Fountain on Triform Base with Dolphins



F1 Florentine Fountain



F8 Formal Fountain





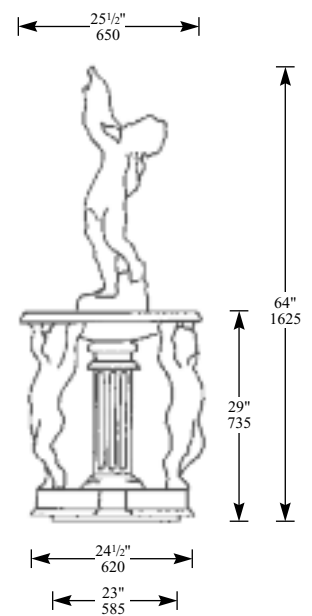
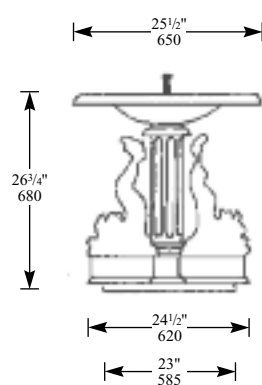
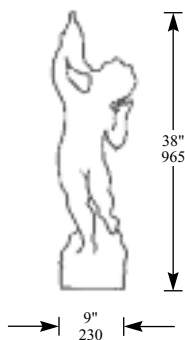
F5 Conch Boy Fountain



F16 Triform Base with Dolphins



F4 Classic Fountain

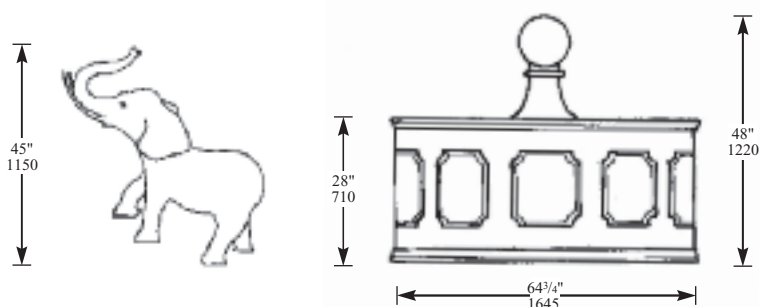




F26 Ball Fountain



F27 Elephant Fountain





F12 Merboy Fountain, height 82" (2.08m)

PLANTERS

Bulbeck can make planters to


any size, any shape, any design

and can add logos, dates, initials and heraldry.

All of the plant containers pictured over the next few pages can be extended, curved and shaped but if none of them are quite right, then we can begin with a blank sheet of paper and create something especially for you.

“ There can scarcely be a doubt that the happiest material for our garden sculpture and ornament is lead”

Gertrude Jekyll, *Garden Ornament*, 1927.











The Ribbed Planters: P11 Three Foot, P26 30", P38 28", P10 Two Foot, P35 18", P23 Spanish Square



30" Ribbed (5 squares x 2 squares x 3 squares high)



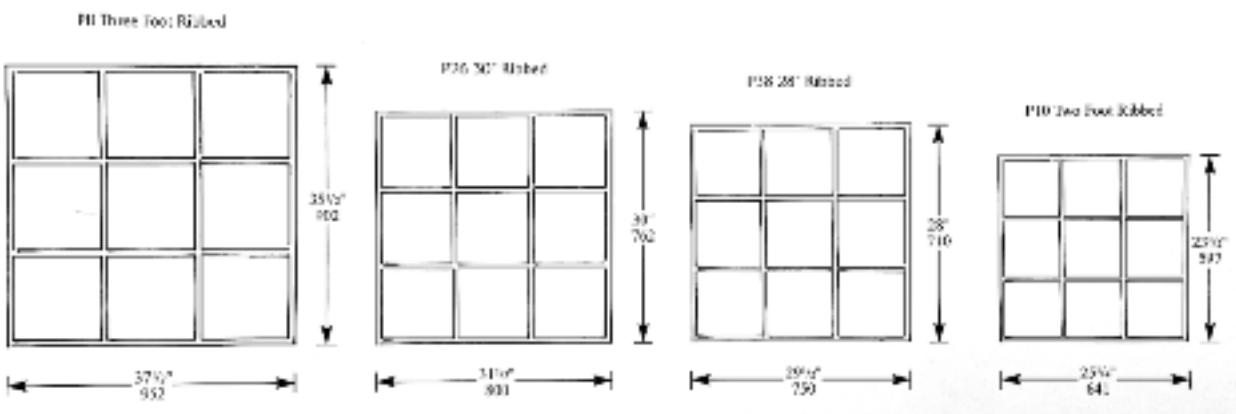
Two Foot Ribbed, Octagonal Tank



30" Ribbed Corner Cistern



18" Ribbed (3 squares x 3 squares x 6 squares high)





Two Foot Ribbed, Semi-Circular



18" Ribbed, elongated

THE RIBBED PLANTERS are of traditional 17th century design and can be made to almost any size or shape by adding or taking away the little squares.

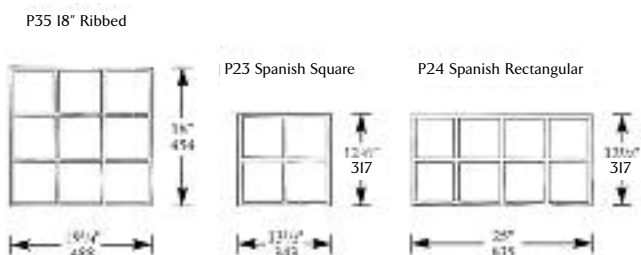
There used to be a very good example in the garden of No. 10 Downing Street, dated 1666.



30" Ribbed Circular Planter



*Double Two Foot Ribbed Planter
(6 squares x 3 squares x 3 squares high)*



*P23 and P24 Spanish Planters,
Square and Rectangular*



P56 Three Foot Egg Cup; P55 30" Egg Cup; P6 Giant Egg Cup; P20 Blank Egg Cup; P37 18" Egg Cup



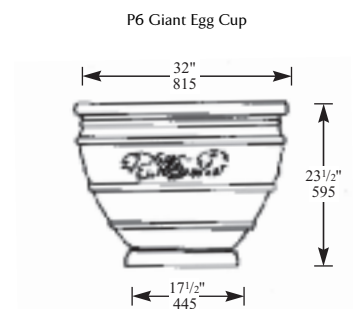
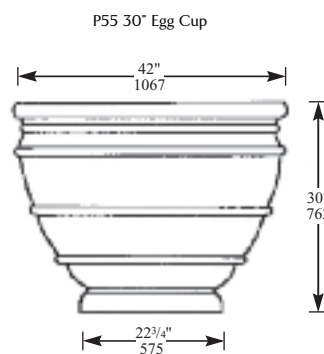
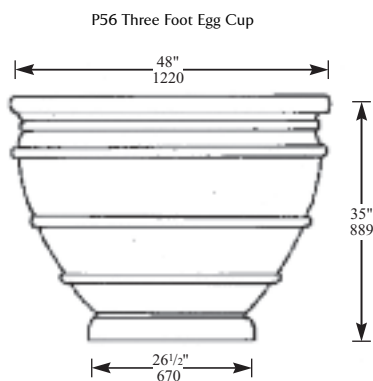
P6 Giant Egg Cup



P20 Blank Egg Cup



The Berkeley Hotel, London





P37 18" Egg Cup



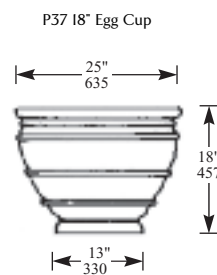
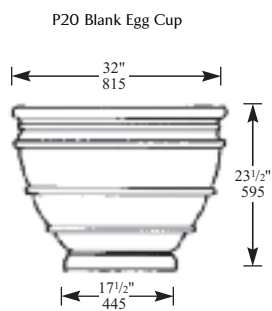
Lion faces can be added to the P20 Blank Egg Cup



The Lancasters, Hyde Park, London



P55 30" Egg Cup





PI4 Two Foot Geometric



P34 30" Geometric; P14 Two Foot Geometric; P50 15" Geometric



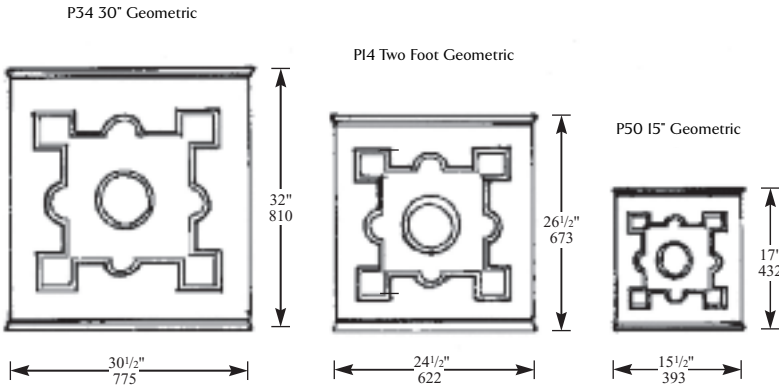
Planters can be circular



Planters can be extended by adding panels



Outside a London house





P39 30" Fordham; P22 Two Foot Fordham; P52 18" Fordham



P22 Two Foot Fordham

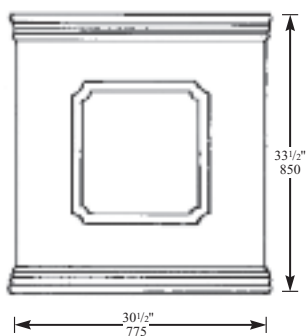


P22 Two Foot Fordham

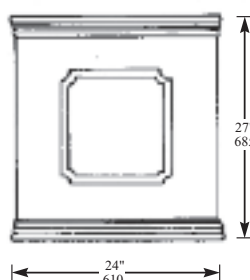


P39 30" Fordhams at Tattersalls, Newmarket

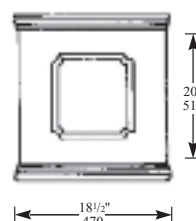
P39 30" Fordham



P22 Two Foot Fordham



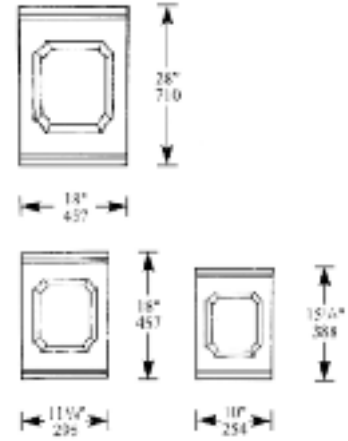
P52 18" Fordham





P41 28" Swaffham Square; P40 18" Swaffham Square; P15 Swaffham Square

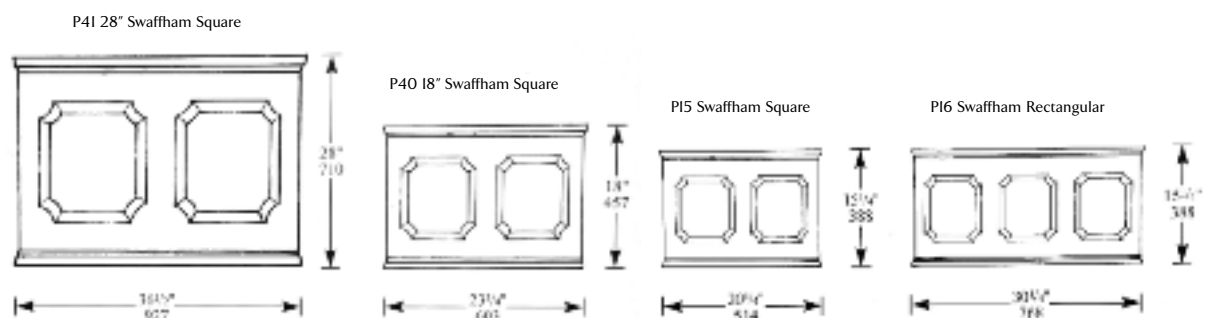
THE SWAFFHAM PLANTERS
 Each panel (see drawings below) should be regarded as a building block. Planters can be extended by panel increments and kept straight or curved as required.



P15 Swaffham Square (2 panels x 2 panels)



P17 Swaffham Circular, 9 panels, 29" (736mm) diameter





P64 Swaffham Circular, 6 panels, 19 3/4" (500mm) diameter



P16 Swaffham Rectangular (3 panels x 2 panels)



P41 28" Swaffham Square



28" Swaffham Semi-Circular, using 4 panels,



P27 28" Swaffham Circular, 7 panels, 41" (1.04m) diameter



P29 26" Bulbeck; P44 26" Blank Bulbeck; P3 18" Bulbeck; P45 18" Blank Bulbeck



P3 18" Bulbeck

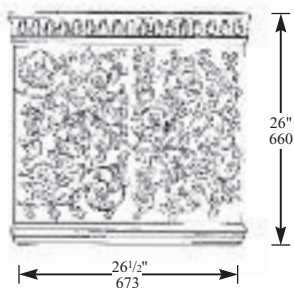


P49 14" Bulbeck

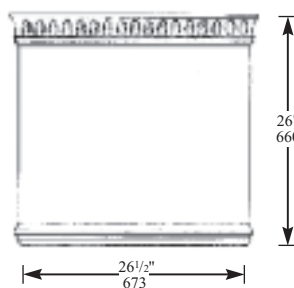


P25 18" Bulbeck Circular, 23" (585mm) diameter

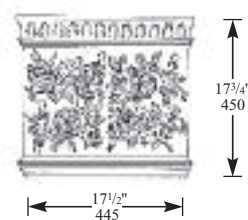
P29 26" Bulbeck



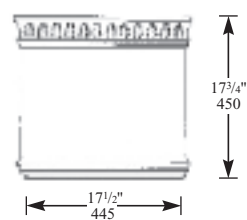
P44 26" Blank Bulbeck



P3 18" Bulbeck



P45 18" Blank Bulbeck





26" Bulbeck, 3 panels x 2 panels, 78 1/2" x 52 1/2" (1990 x 1330mm)



Double 18" Blank Bulbeck

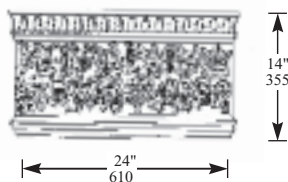


26" Bulbeck Circular, 3 panels, 25" (635mm) diameter



P7 Double 18" Bulbeck

P49 14" Bulbeck



THE BULBECK PLANTERS

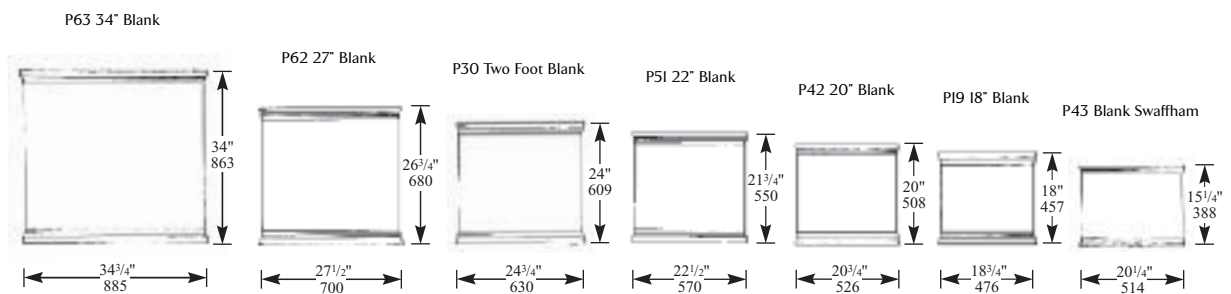
As with all our planters, containers can be extended panel by panel, and curved and shaped as required. The Blank Bulbecks, in particular, can be accurately tailored as the increments are a single leaf from the top moulding.



P63 34" Blank; P62 27" Blank; P30 Two Foot Blank; P51 22" Blank; P42 20" Blank; P19 18" Blank; P43 Blank Swaffham



P19 18" Blank





Blank planter, 55" x 55" x 39" high (1400 x 1400 x 990mm high)



The Dutch planters, P31 8 3/4", P32 12" and P33 18" high, demonstrating various shapes: circular, rectangular and semi-circular.



Blank planters made for the City of London 47" x 30" x 34" high (1200 x 760 x 860mm)

THE BLANK PLANTERS

Blank planters can be made accurately to any length and width. Existing moulds for the following heights are available:-

8 3/4"	222mm
12"	305
18"	457
20"	508
21 3/4"	552
24"	610
26 3/4"	680
34"	863
39"	990



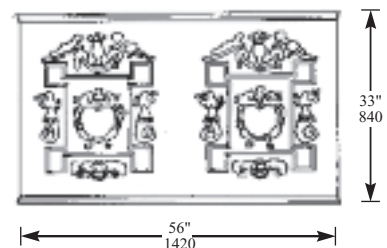
P48 Mermaid Planter



MERMAID PLANTER

This is an old design. In Weaver's *English Leadwork* there is an illustration of an identical cistern, dated 1685, though bearing the arms of the Fishmongers in place of the cartouches. Another example, with George II's cypher, comes from London and is dated 1727.

Width 28³/₄" 730





P36 Flower Pot, height 8½" 216mm



P57 22" Burwell; P58 16" Burwell



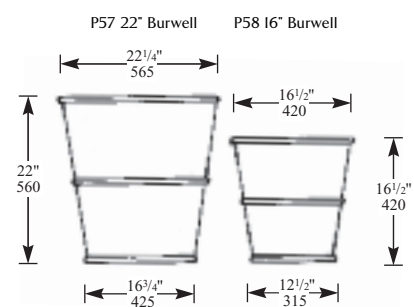
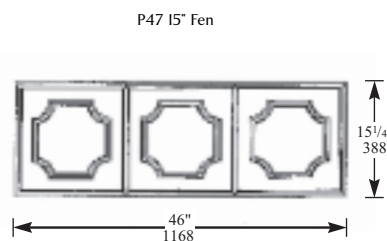
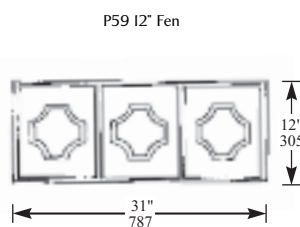
P57 22" Burwell



P59 12" Fen Planter



P47 15" Fen Planter





P60 20" Lode; P28 18" Lode; P54 18" Floral Lode; P4 12" Floral Lode



P46 Milan Planter



P60 20" Lode



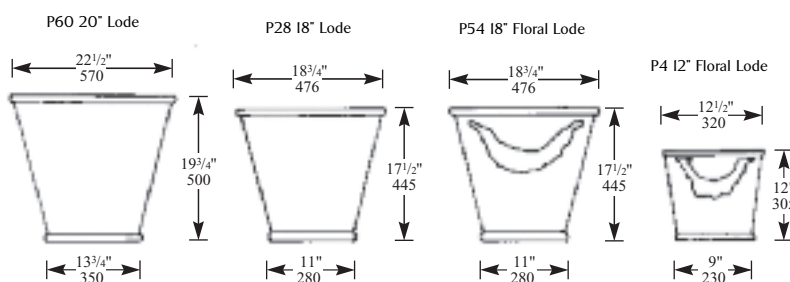
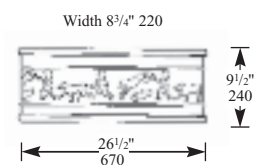
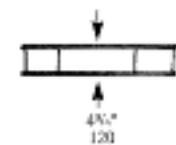
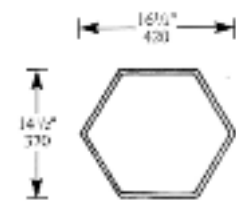
P8 Small Hexagonal Planter,



P53 Dog Frieze Planter



P46 Milan Planters





P1 Georgian Hexagonal Planter



Window Boxes - made to any length, 8 3/4" (222mm) high



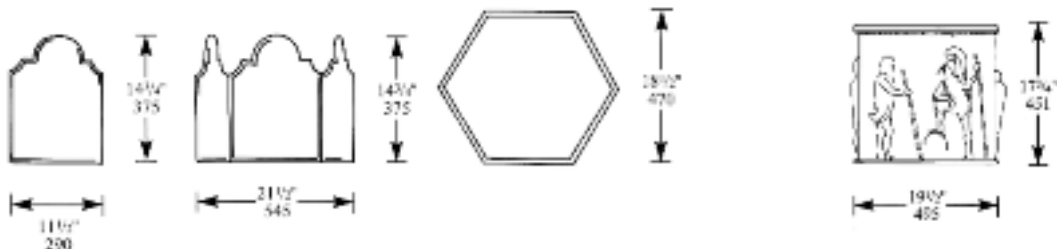
P2 Georgian Square Planter



PI2 Greek Planter



Milan style planter made for Newport City Council, Wales





S22 Meleager, height 6' 6" to top of head (1.98m)



MELEAGER

Directly copied from an eighteenth century lead statue, its true origins - like so many statues of that period - lie deep in antiquity. The Roman marble statue of Meleager (from which the lead one derives) was discovered in sixteenth century Rome. By 1770 it had been acquired by the Pope and became famous throughout Europe, its beauty being greatly admired. Louis XIV commissioned a marble copy and there are a small number of lead copies in this country.






S18 River God, length 6'8" (2.03m) height 45" (1.14m)

THE RIVER GOD

This is a copy of the eighteenth century lead original from Parham Park in Sussex. The figure was brought to Parham from Hagley Hall in Staffordshire in the second half of the nineteenth century. It may have come from the workshop of John Cheere, though its roots lie in the work of Michael Rysbrack and the marble relief he made for East India House in the 1720s. But whether Cheere or Rysbrack, it is a wonderful example of eighteenth century style. The God leans on a gadrooned jar which can be founted to enable water to gush forth.





S14 *Lion*






SI5 Lioness



THE LIONS

"...these magnificent beasts, with their distinct air of pathos..." (John Davis, *Antique Garden Ornament*) were originally carved in stone for Lord Burlington's house in Chiswick, c. 1738. John Cheere made several full size copies in lead during the third quarter of the eighteenth century. There are pairs at Quenby Hall, Castle Hill, West Wycombe, Heaton Hall, Angelsey Abbey and Ince Blundell. It was from one of these that Bulbeck took moulds.





S35 *The Mower*, height 63" (1.60m)



THE MOWER

This is one of the celebrated Nun Monkton statues (see opposite) and, together with the Shepherd and Shepherdess (see page 35) is representative of the Arcadian figures that became popular in the eighteenth century. His somewhat dishevelled appearance, with buttons and flies undone, add to his rustic charm.



S36 Fame, height to top of head 63" (1.60m)

FAME

As is the case here, Fame is nearly always represented as a winged female blowing her trumpet. This example comes from Nun Monkton (see below) where she also carries a sprig of laurel, symbolic of triumph.

THE NUN MONKTON STATUES

In c. 1730 a set of eight lead statues were set up at Nun Monkton Priory. Six of them are life size: the Mower and Fame (on these pages) and the Buccaneer, Sailor's Moll, Shepherd and Shepherdess (on pages 34 and 35). The remaining two, Mars and Minerva, are three quarter size (page 36).

These figures are well known and mentioned in all of the standard reference books on English leadwork. Lawrence Weaver, in particular, in his *English Leadwork: Its Art and History*, 1909, was enthusiastic: "The Nun Monkton collection of figures is particularly fine. [They] stand on both sides of a shady walk and look altogether charming. In addition to Fame, plump and trumpeting, there is a graceful young woman masquerading as a soldier and affecting a most unmilitary pose. There is also a real male Roman soldier. Another figure is a rustic maiden and, best of all, a really vigorous gentleman of buccaneering aspect pledging the garden world with the contents of his little barrel."

Bulbeck has taken moulds from the original statues.



S27 *Buccaneer* and S28 *Sailor's Moll*, heights 61" (1.55m) and 64" (1.62m)



S27 *Buccaneer*



S28 *Sailor's Moll*

THE BUCCANEER AND SAILOR'S MOLL

These are exact copies of statues from Nun Monkton (see page 33). The most successful of all the pirates infesting the Caribbean in the early 18th century was Black Bart, Bartholomew Roberts, who summarised his philosophy as follows: "In an honest service there is thin commons, low wages and hard labour; in this, plenty of satiety, pleasure and ease, liberty and power; and who would not balance creditor on this side, when all the hazard that is run for it, at worst, is only a sour look or two at choking. No, a merry life and a short one shall be my motto."



S25 *Shepherd*, height 63" (1.60m)

THE SHEPHERD AND SHEPHERDESS

In the early eighteenth century fashionable society became fascinated with the idea of Arcadia, a lost, innocent, rural paradise. This is reflected in the art of the period, and masked balls with Arcadian themes were popular. "There is not a girl in town but let her have her will in going to a masque and she shall dress as a shepherdess" (*The Spectator*, 1711). All of the great leadmakers of the time produced Arcadian figures of which various versions of the shepherd and shepherdess were the most popular. The two here are copies from Nun Monkton (see page 33) and so date from c. 1730. See also *The Mower* (page 32)



S25 *Shepherd*




S26 *Shepherdess*, height 62" (1.57m)



S30 Minerva, height 50" (1.27m)



S29 Mars, height 51" (1.30m)





S38 Ostrich



Mr E. A. Bowles, one of the greatest gardeners of the twentieth century, in the garden he created at Myddelton House. The Bowles family had bought Gough Park in 1899 and brought the ostriches to Myddelton shortly thereafter.



S37 Ostrich, height 74" (1.88m)

OSTRICHES

These wonderfully eccentric birds have been copied from a pair made for Captain Gough, a director of the East India Company, who bought them from John van Nost in 1724 for £20-0-0 plus 14 shillings delivery. Originally the ostriches were placed on the parapet of Gough Park, Enfield. Later they moved to Myddelton House, now the headquarters of the Lee Valley Regional Park Authority, where they can still be seen adjoining the tea room.

Weaver, in his *English Leadwork*, wrote: "I am told that these fine birds are not correctly modelled, as they should not have 'flight feathers.' Captain Gough must have had them made from sketches which his sea-fearing acquaintances or he himself had secured, and either draughtsman or sculptor went wrong over the feathers. The skin of the legs is, however, well shown, and altogether they are notable work."



SI7 and SI6 The Jacquemart Dogs



S6 Little Girl



SI6 Jacquemart Dog



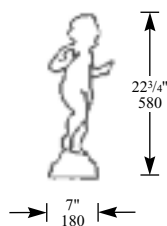
SI7 Jacquemart Dog

JACQUEMART DOGS

Animal sculptures were popular in the 19th century. Alfred Jacquemart (1824-96) was one of the leading animaliers of the time.

These hunting dogs appear in the 1858 *Barbizat & Cie* catalogue.

Width of base 12 1/2" 320





S33 Storm Girl



S3 Venus



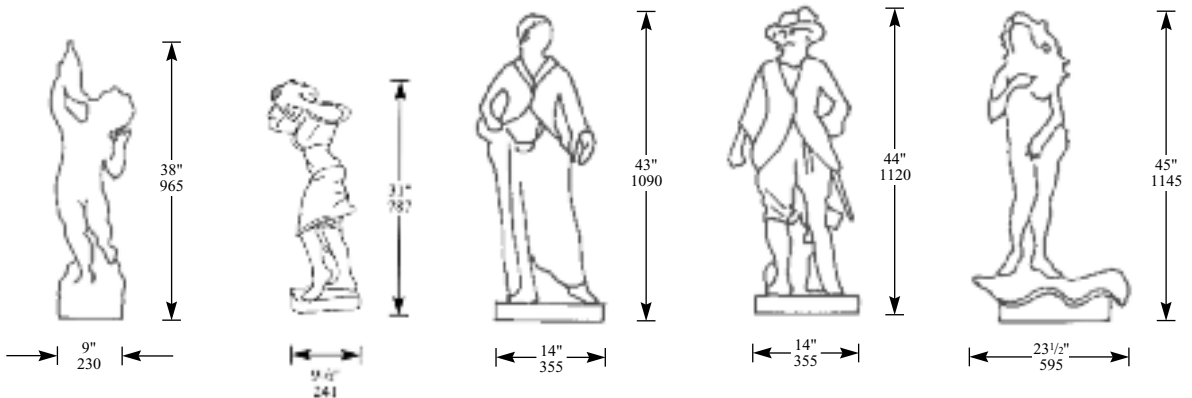
S5 Conch Boy



S2 Lady



SI Gallant





S31 Heron with Raised Head

S32 Heron Stalking



W1 Bulrush Boy



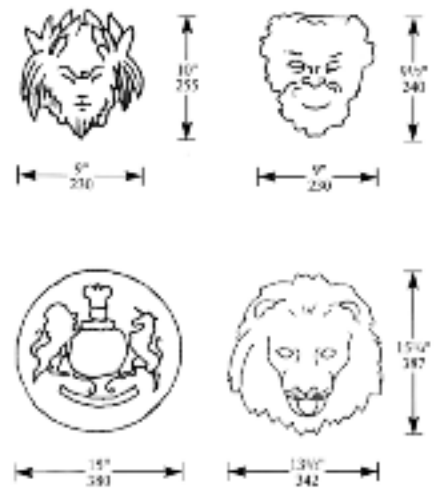
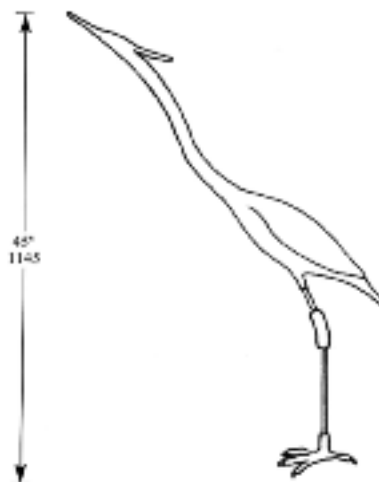
W2 Bacchus



W5 Lion Mask



W4 Royal Coat of Arms



THE VAN NOST DOG

The van Nost cousins, both confusingly called John, were the most important lead ornament makers of the early 18th century. John van Nost the elder became established in the 1680s. His best known work is at Melbourne Hall in Derbyshire and at Hampton Court (see page 46). On his death in 1710 his cousin John the younger inherited the business supplying ornaments to Stowe and Wrest Park among many other great houses. The greyhound here was cast in *circa* 1718.



S10 van Nost Dog



Original in situ

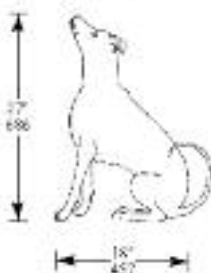


W6 Lion Mask on Disc
diameter 17 1/2" (445mm)



All wall masks can be founted

Width across haunches 9 1/2" 241





S4 Sphinx



S7 Victorian Child



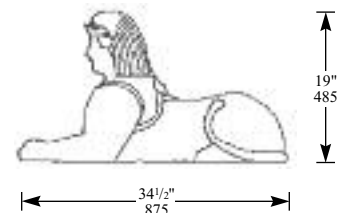
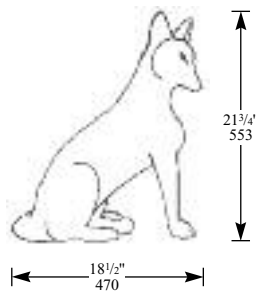
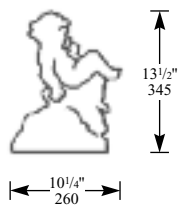
S11 Fox



S12 Fox

THE SPHINX

Presumably this piece dates from the Regency when, promoted by Thomas Hope (1769 - 1831), all things Egyptian became the height of fashion. Richmond Avenue in Islington, built in the Egyptian manner in 1841, has almost identical Sphinxes flanking each door.





S13 12" Ball



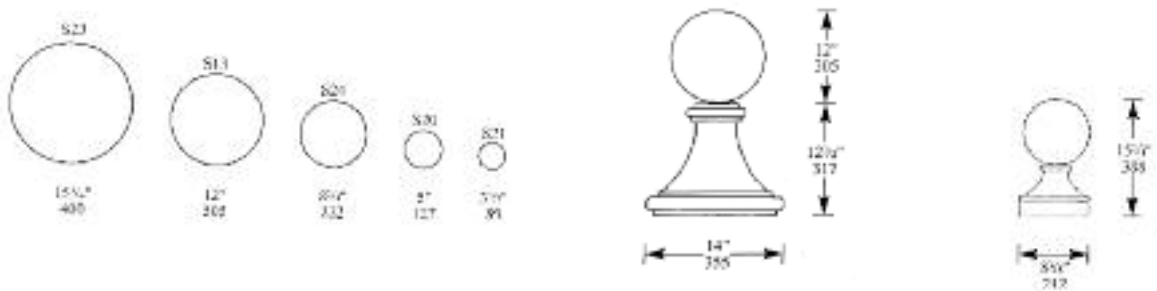
The Balls



S19 12" Ball on Socle



S34 8 3/4" Ball on Socle





U1 Large Adam Urn



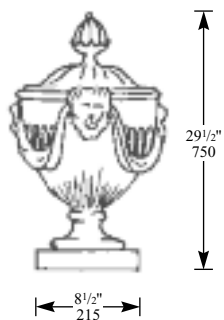
U2 Adam Finial



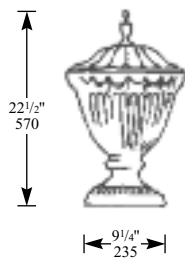
U3 William and Mary Urn



21" / 535

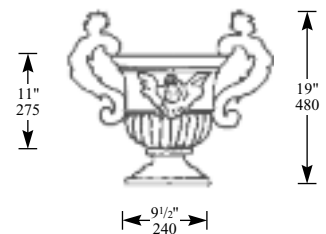


14" / 355



23" / 585

13 1/4" / 335





U4 Sir John Smith's Pot



U5 House of Dun Urn



U6 Hampton Court Urn
(see page 46)

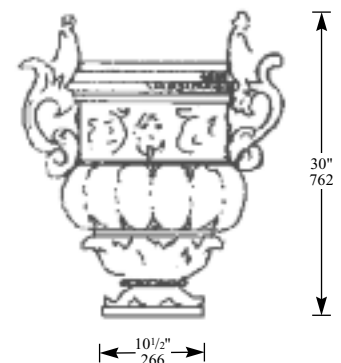
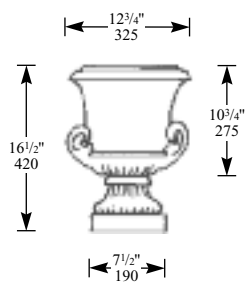
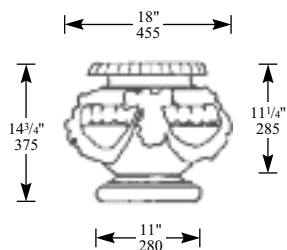


*"Stand on the highest pavement
of the stair -
Lean on a garden urn -
Weave, weave the sunlight in your
hair"*

(T S Eliot)

*"Sir, I hate urns! Would they were
beaten to pieces to pave our
streets"*

(Dr Johnson)





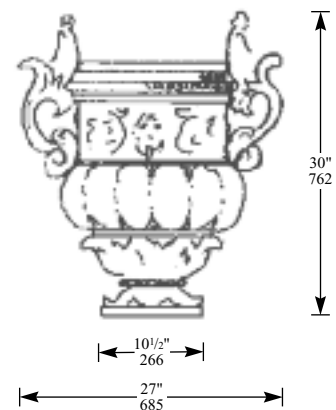
U6 Hampton Court Urn



One of a set of fourteen made for the restored gardens at the Royal Hospital, Kilmainham, Dublin

THE HAMPTON COURT URN

These magnificent urns were designed by John van Nost the elder in 1700 for William III's palace at Hampton Court. With the restoration of the Privy Garden in 1995 it was found that one of the original set of sixteen urns was missing. Bulbeck provided the replacement.





U7 *Andromeda Urn, height 45" (1.14m)*



U8 *William of Orange Urn, height 45" (1.14m)*

HISTORY OF THE URNS

We believe that the originals (from which Bulbeck Foundry took moulds) were cast in *circa* 1700. They belong to a charitable trust and form part of a house and garden open to the public. There is an almost identical pair at Het Loo, William of Orange's palace near Appeldoorn in Holland.

THE ALLEGORICAL SCENES

These relate to the events of 1688, the Glorious Revolution, when the Roman Catholic King James II was forced to flee England. His place was taken by the Protestant Prince William of Orange and his wife, Mary Stuart.

On one of the urns, Andromeda (England) is rescued by Perseus (William) from the sea monster (Popery). This would have been a familiar allegory, particularly to the Dutch where William's great grandfather, William I, was sometimes symbolised by Perseus (Andromeda then being the Dutch Republic). Medals commemorating William and Mary's coronation have the scene of Perseus rescuing Andromeda on the reverse.

On the second urn, William, seated in a chariot and dressed as a Roman emperor, is being drawn across the Channel in triumph to assume the English throne.



C5 Rectangular Cistern



Cistern with crest let into the central panel



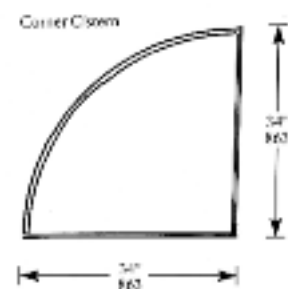
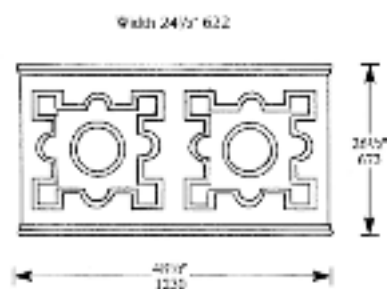

PI8 Double Two Foot Geometric



C6 Corner Cistern



C7 Large Semi-Circular Cistern





Small tank using cut down 30" Ribbed panels (see pages 12 and 13)

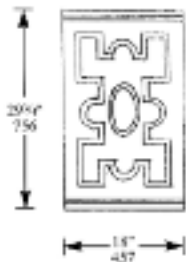


Tank made from Two Foot Ribbed squares (see pages 12 and 13)

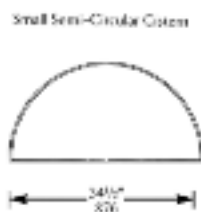
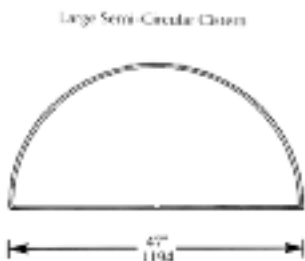


C8 Small Semi-Circular Cistern (three panels) used as a planter

CISTERNS can be made to any size and shape using any of the planter panels (see pages 8-27) or by using our standard cistern panel:



Cistern made from 28" Swaffham panels (see pages 18 and 19)



Each Cistern comes with an internal drain



BB5 Florentine Birdbath



BB2 Shell Birdbath



BB6 Triform Base with Dolphins



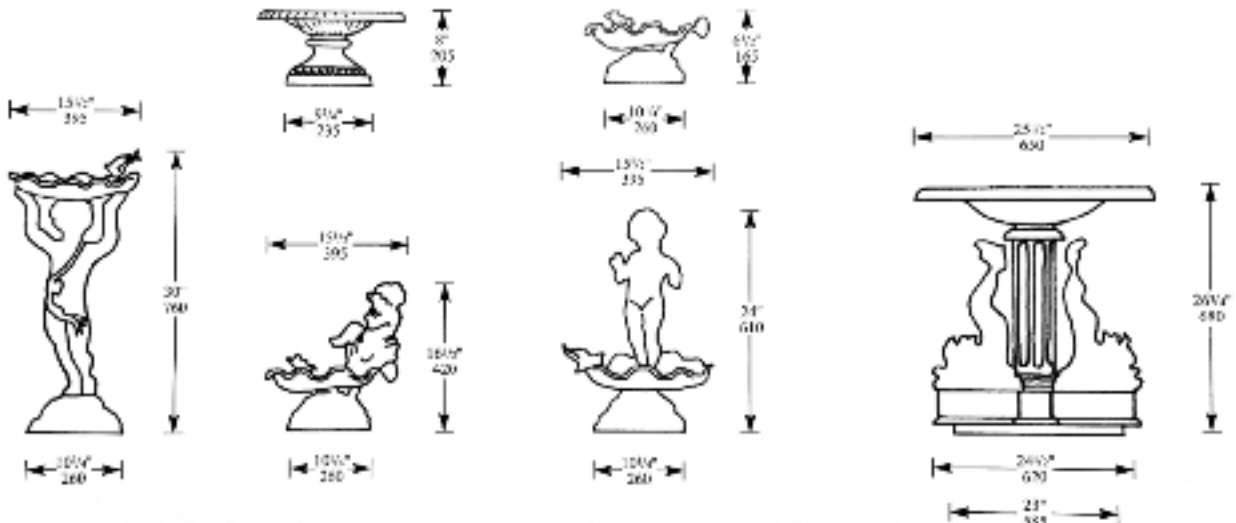
BB3 Victorian Birdbath



BB1 Regency Birdbath



BB4 Little Girl Birdbath





INDUSTRIAL

Bulbeck supplies weights and other lead components to a number of companies including drophammers for the construction industry, weighted drill bits for the oil industry and weighted drawbars for manufacturers. Above are a selection of smaller pieces cast for a variety of businesses.



Father Time restored



Father Time before work

RESTORATION

The Foundry has been involved in a great number of restorations of which just a handful are shown here.



Flora collapsing



...and restored



Diana ruined



The Arrotino, knocked from his gate pier by a falling tree



...and restored



...ready to return home



...and restored with new feet, new hair, new quiver, arrows and bow



Mercury before restoration



...and after



A pair of Irish Wolfhounds, life size, modelled by Priscilla Hann



Priscilla Hann in her studio

COMMISSIONS

Bulbeck has carried out numerous commissions, some of which are shown over the next four pages. By using the lost wax casting technique, almost anything modelled up in clay can be transformed into lead.



Wyvern gargoyles, modelled by Coade Ltd, made for The Belvedere at Dumfries House



Coade Ltd working on the clay model



Ready for collection



Working on the wax in the foundry



The Belvedere at Dumfries House



THE MAGNA CARTA PLANTER

To mark 800 years since King John affixed his seal to Magna Carta, the Honourable Society of the Inner Temple commissioned Bulbeck to make a planter for their gardens in London.



The astonishing gardens at The Newt in Somerset have been completely redesigned by Patrice Taravella. The presence of amphibians caused so much rethinking that the newt became the emblem not only of the garden but also the house. Bulbeck cast several newts in lead, created and modelled by Coade Ltd.



BULBECK FOUNDRY

Unit 9, Reach Road Industrial Estate, Burwell, Cambridgeshire, CB25 0GH, United Kingdom
Telephone 01638 743153 info@bulbeckfoundry.co.uk www.bulbeckfoundry.co.uk